



LED Display Product Data Sheet LTP-7357AG

Spec No.: DS30-2001-456

Effective Date: 11/11/2006

Revision: A

LITE-ON DCC

RELEASE

BNS-OD-FC001/A4

FEATURES

- * 0.678 inch (17.22 mm) MATRIX HEIGHT.
- * LOW POWER REQUIREMENT.
- * SINGLE PLANE, WIDE VIEWING ANGLE.
- * SOLID STATE RELIABILITY.
- * 5x7 ARRAY WITH X-Y SELECT.
- * COMPATIBLE WITH USASCII AND EBCDIC CODES.
- * STACKABLE HORIZONTALLY.
- * CATEGORIZED FOR LUMINOUS INTENSITY.
- * **LEAD-FREE PACKAGE (ACCORDING TO ROHS)**

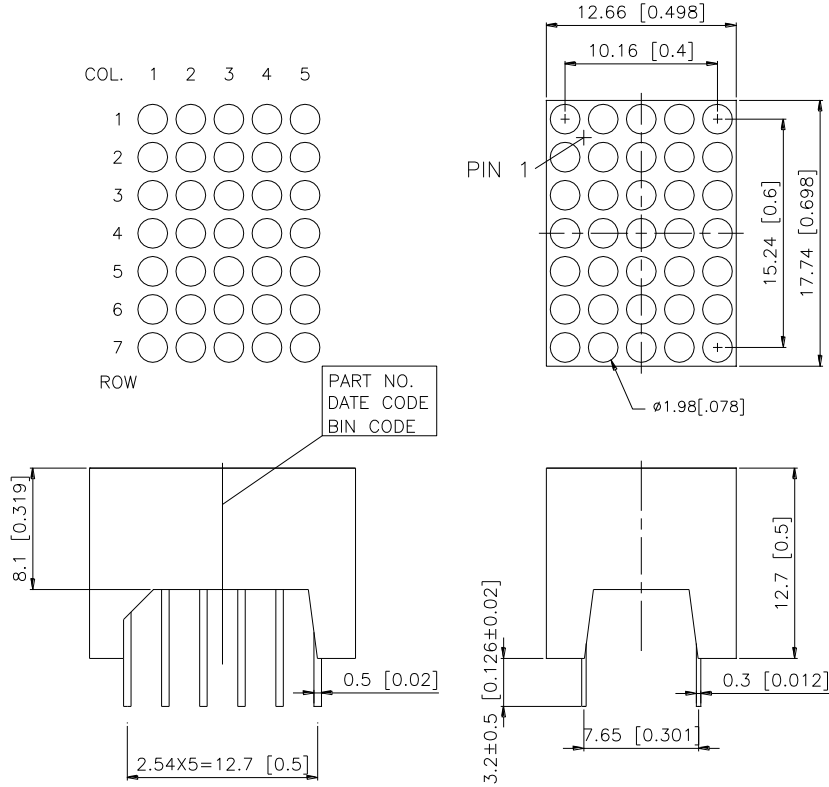
DESCRIPTION

The LTP-7357AG is a 0.678 inch (17.22 mm) matrix height 5x7 dot matrix display. This device utilizes Green LED chips, which are made from GaP on GaP substrate, and has a black face and white dots.

DEVICE

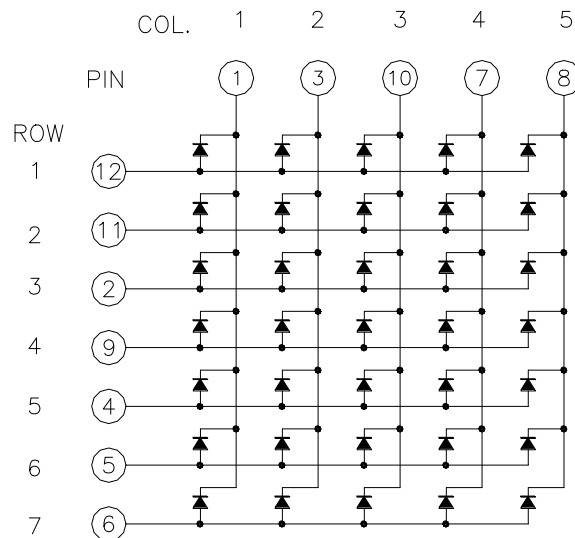
PART NO.	DESCRIPTION
GREEN	CATHODE COLUMN
LTP-7357AG	ANODE ROW

PACKAGE DIMENSIONS



- NOTES: 1. All dimensions are in millimeters. Tolerances are ± 0.25 mm unless otherwise note.
 2. Pin tip's shift tolerance is ± 0.4 mm.

INTERNAL CIRCUIT DIAGRAM



PIN CONNECTION

No.	CONNECTION
1	CATHODE COLUMN 1
2	ANODE ROW 3
3	CATHODE COLUMN 2
4	ANODE ROW 5
5	ANODE ROW 6
6	ANODE ROW 7
7	CATHODE COLUMN 4
8	CATHODE COUUMN 5
9	ANODE ROW 4
10	CATHODE COLUMN 3
11	ANODE ROW 2
12	ANODE ROW 1

LITEON LITE-ON TECHNOLOGY CORPORATION.

Property of Lite-On Only

ABSOLUTE MAXIMUM RATING AT Ta=25°C

PARAMETER	MAXIMUM RATING	UNIT
Average Power Dissipation Per Dot	75	mW
Peak Forward Current Per Dot	100	mA
Average Forward Current Per Dot	25	mA
Derating Linear From 25°C Per Dot	0.33	mA/°C
Reverse Voltage Per Segment	5	V
Operating Temperature Range	-35°C to +105°C	
Storage Temperature Range	-35°C to +105°C	

Soldering Conditions: 1/16 inch below seating plane for 3 seconds at 260°C or
of temperature unit (during assembly) not over max temperature rating above.

ELECTRICAL / OPTICAL CHARACTERISTICS AT Ta=25°C

PARAMETER	SYMBOL	MIN.	TYP.	MAX.	UNIT	TEST CONDITION
Average Luminous Intensity	I _v	630	2000		μcd	I _F =80mA , 1/16Duty
Peak Emission Wavelength	λ _p		565		nm	I _F =20mA
Spectral Line Half-Width	Δλ		30		nm	I _F =20mA
Dominant Wavelength	λ _d		569		nm	I _F =20mA
Forward Voltage Per dot	V _F		2.1	2.6	V	I _F =20mA
			3.0	3.7	V	I _F =80mA
Reverse Current Per dot	I _R			100	μA	V _R =5V
Luminous Intensity Matching Ratio (Similar Light Area)	I _{v-m}			2:1		I _P =80mA , 1/16Duty

Note: Luminous intensity is measured with a light sensor and filter combination that approximates the CIE (Commision Internationale De L'Eclairage) eye-response curve.

TYPICAL ELECTRICAL / OPTICAL CHARACTERISTIC CURVES

(25°C Ambient Temperature Unless Otherwise Noted)

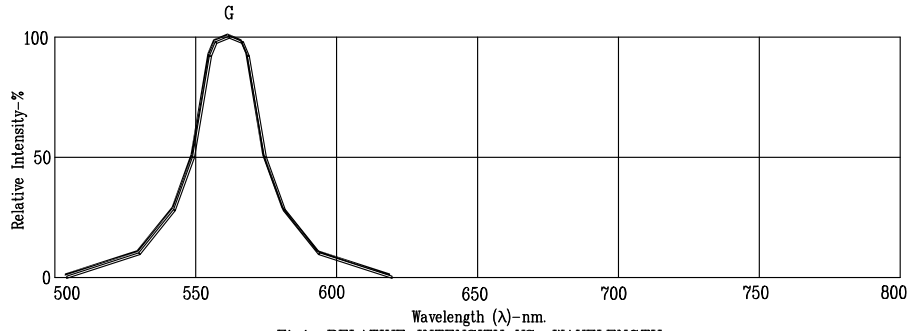


Fig1. RELATIVE INTENSITY VS. WAVELENGTH

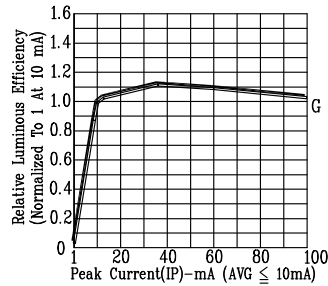


Fig2. RELATIVE LUMINOUS EFFICIENCY (LUMINOUS INTENSITY PER UNIT CURRENT) VS. PEAK CURRENT (REFRESH RATE 1KHz)

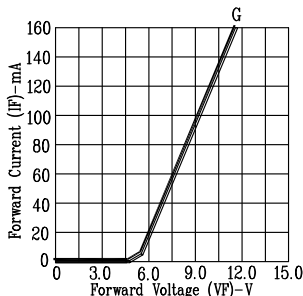


Fig3. FORWARD CURRENT VS. FORWARD VOLTAGE

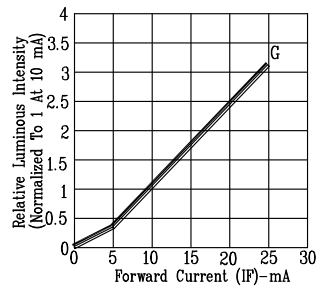


Fig4. RELATIVE LUMINOUS INTENSITY VS. FORWARD CURRENT

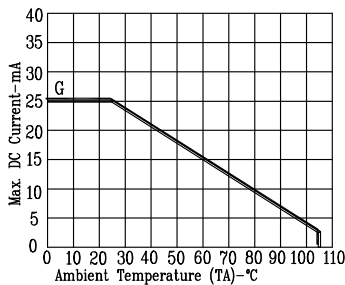


Fig5. MAX ALLOWABLE DC CURRENT VS. AMBIENT TEMPERATURE.

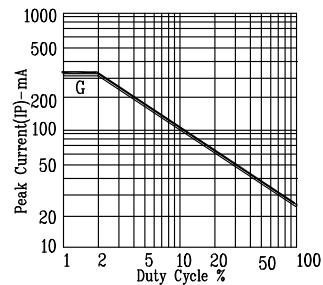


Fig6. MAX PEAK CURRENT VS. DUTY CYCLE % (REFRESH RATE 1KHz)

NOTE: G=GREEN (REFRESH RATE 1KHz)